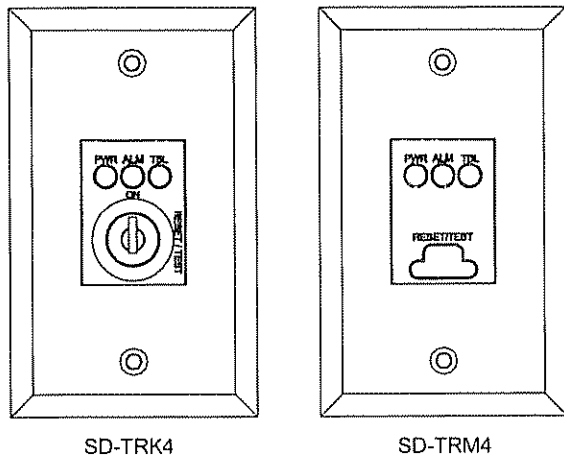


SD-TRK4, SD-TRM4 Remote Test/Reset Stations

Product description



The SD-TRK4 and SD-TRM4 Remote Test/Reset Stations are used with the SuperDuct™ four-wire duct smoke detector. Each remote test/reset station provides a green LED to indicate power, a red LED to indicate alarms, and a yellow LED to indicate troubles and detector dirty levels. The SD-TRK4 requires a key to activate test and reset functions while the SD-TRM4 requires the SD-MAG magnetic test tool.

For operating instructions, refer to Technical Bulletin P/N 3100685

Specifications

- Compatible electrical boxes
 - North American 1-gang box
 - Standard 4-in square box, 1-1/2 inches deep, with 1-gang cover
- LED indicators: Alarm (red), Trouble (yellow), Power (green)
- LED type: Clear lens
- Wire size: 14 to 22 AWG
- Resistance per wire: 10 Ω, max.
- Current requirements: Included in controller specification
- Compatible detectors: SuperDuct Four-Wire Duct Smoke Detectors
- Operating environment
 - Temperature: 0 to 55 °C (32 to 131 °F)
 - Humidity: 93% RH, noncondensing
 - Storage temperature: -20 to 60 °C (-4 to 140 °F)

Installation instructions

Mount the remote test/reset station on a single gang box as shown in Figure 1.

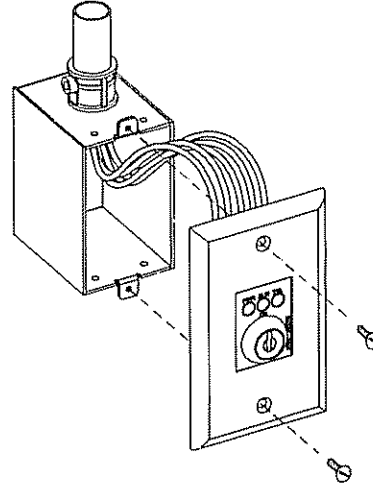


Figure 1: Installation diagram

Wiring

Wire the remote test/reset station to the four-wire controller as shown in Figure 2.

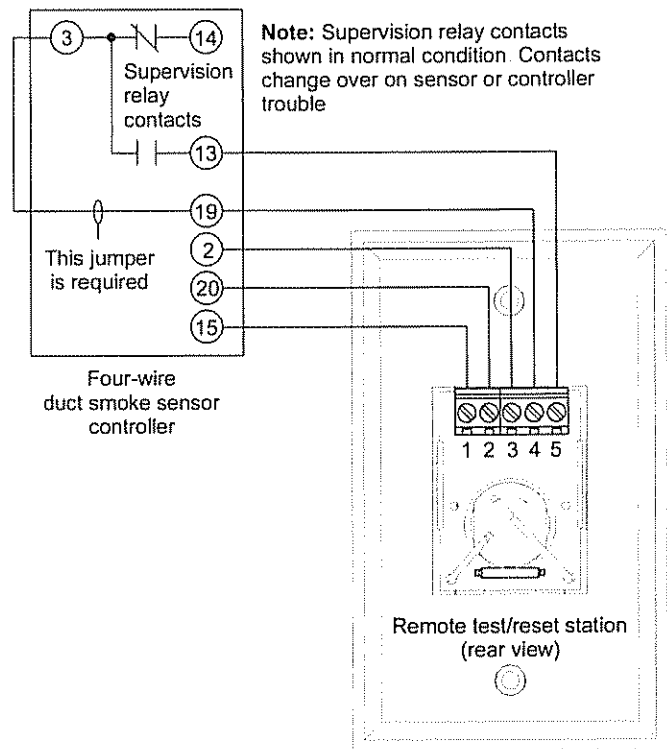


Figure 2: Wiring diagram