


Specialized Detection Devices

'DB' Series Detector Bases

Models DB2-HR, DB-11 and DB-11E

ARCHITECT AND ENGINEER SPECIFICATIONS

- Each detector base is compatible with Model 'H', "11" and "121" series of conventional detectors
 - All bases compatible with optional Model LK-11 detector-locking kit
- Each detector base also functions with the addressable Model 'H' series, as well as Models OH921, OP921, OOH941, OOH941 and HI921 intelligent detectors
 - Model DB2-HR is also compatible with ASAtechnology™ detectors
 - Model DB2-HR has backwards compatibility with Siemens Model 'H'-series intelligent detectors
- Models DB-11 and DB-11E mount on a 4-inch octagon, square or single-gang electrical box
 - Model DB-11 has plugs to cover the outer-mounting screw holes
- Model DB2-HR mounts on a 4"-square, double-gang electrical box



- UL268 Listed, ULC-S529 Listed; FM, CSFM and NYC Fire Department Approved

Product Overview

The detector bases are low-profile, surface mounting bases used on various Siemens – Fire Safety conventional and addressable detectors.

Model DB2-HR, which is a redesign of Model DB-HR, is compatible with the standard, addressable type of intelligent detectors, as well as those detection devices that operate with ASAtechnology™.

Additionally, Model DB2-HR is backward compatible with the Siemens Model 'H'-series intelligent detectors and detector-assigned FACPs. Model DB2-HR can also operate with Siemens' 252-point addressable, 504-point addressable and FireFinder® XLS fire systems. A relay output from the fire detector base for signaling other devices is provided by Model DB2-HR.

The detector bases use screw-clamp contacts for electrical connections and self-wiping contacts for better reliability. Further, the bases can be used with the optional Model LK-11 detector locking kit, which contains 50 detector locks and an installation tool, to prevent unauthorized removal of the detector head.

Specifications

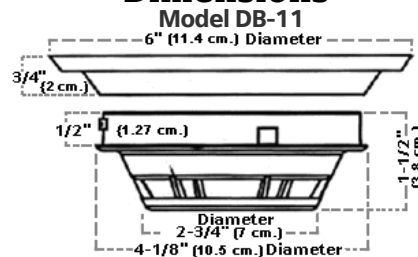
Models DB-11 and DB-11E are standard bases for Model 'H'-series "11" and Model "121"-series conventional detectors, as well as the Model 'H'-series addressable detectors. Model DB-11 has a 6" (15.2 cm) diameter, and the diameter for Model DB-11E is 4.5 inches (11.4 cm).

Specifications – (continued)

Moreover, Models DB-11 and DB-11E mount on a 4"-square, (10.2 cm) octagon or single-gang box. Model DB-11 has integral, decorative plugs to cover the outer screw holes.

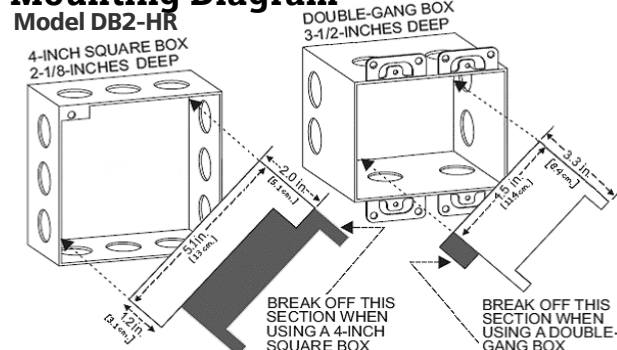
However, Model DB2-HR mounts on a double-gang, 4-inch (10.2 cm.) square electrical box.

Dimensions



Note: The Model DB-11E base detector has a diameter dimension of 4.5" (11.4 cm).

Mounting Diagram



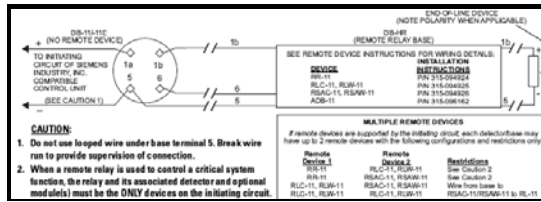
Cerberus™ PRO

Fire Safety & Security Products

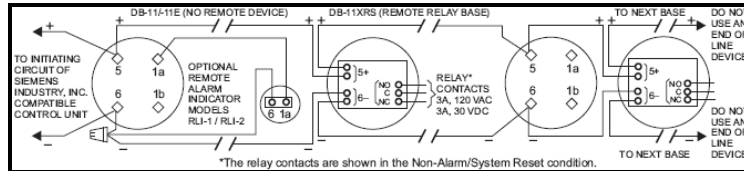
9907C

Model 'DB' Series of Detector Bases

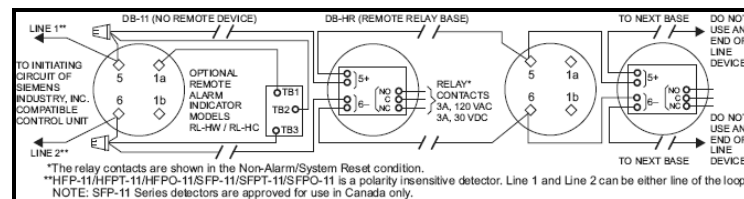
Wiring Diagrams



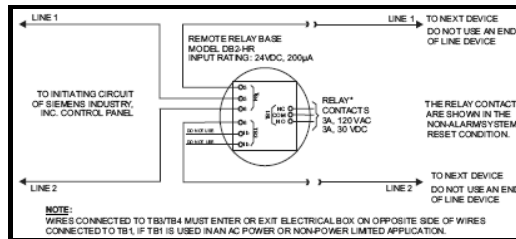
Note: The illustration above is typical wiring for Models DB-11 and DB-11E (using Models PE-11, PE-11T, DT-11, OH121, OP121, and HI121 detectors.)



Note: The illustration above is typical wiring for Models DB-11 and DB-11E (using Models FP-11, FPT-11, FS-DP, FS-DPT, and FS-DT detectors.)



Note: The illustration above is typical wiring for Models DB-11 and DB-11E (using Models HFP-11 Series and SFP-11 Series detectors.)



Note: The illustration above is typical wiring for Model DB2-HR for polarity-insensitive detectors.)

Details for Ordering

Model Number	Part Number	Description
AD2-P	500-649706	Air-Duct Housing
AD2-PR	500-649707	Air-Duct Housing with Relay
DB-11	500-094151	Low-Profile Surface-Mount Base
DB-11C	500-095687	Low-Profile Surface-Mount Base [Canada]
DB-11E	500-094151E	Smaller-Diameter Detector Base
DB-HR	500-033220	Relay Base for 'H'-Series Intelligent Detector
DB2-HR	S54370-F12-A1	Relay base compatible with standard and advanced detectors; backwards compatible with Model 'H'-series intelligent detectors
DT-11	500-095430	135°F (57.2°C) Low-Profile Thermal Detector
DT-11C	500-095983	Low-Profile Thermal Detector [Canada]
HI921	S54320-F5-A2	Thermal (Heat) Detector
OH921	S54320-F6-A2	Addressable Multi-Criteria Fire Detector
OP921	S54320-F4-A2	Photoelectric Smoke Detector
OOH941	S54320-F7-A2	Multi-Criteria Fire Detector with ASATECHNOLOGY™
OOHC941	S54320-F8-A2	Multi-Criteria Fire / CO Detector with ASATECHNOLOGY™
LK-11	500-695350	Base Locking Kit for Model '11'-series detectors

Model Number	Part Number	Description
FP-11	500-095112	FirePrint™ Intelligent Detector
FP-11C	500-095112C	FirePrint™ Intelligent Detector [Canada]
FPT-11	500-095918	Thermal Detector
FPT-11C	500-095918C	Thermal Detector [Canada]
HFPO-11	500-034800	FS-250 Addressable Detector
HFP-11	500-033290	FirePrint™ Detector
HFPT-11	500-033380	Thermal Detector
HI121	S54372-F3-A1	Heat Detector
OH121	S54372-F2-A1	Multi-Sensor Smoke Detector
OP121	S54372-F1-A1	Photoelectric Smoke Detector
PE-11	500-094150	Conventional Photoelectric Smoke Detector
PE-11T	500-095150	Photoelectric Smoke Detector with 135°F (57.2°C) Thermal Sensor
SFP-11	500-33290C	Photo / Thermal Detector [Canada]
SFPO-11	500-34800C	Photo Detector [Canada]
SFPT-11	500-033380C	Detector Package [Canada]

SIEMENS Cerberus™ PRO

Siemens – Canada, Limited
 2 Kenview Boulevard • Brampton, Ontario
 L6T 5E4 / Canada
 Tel: (905) 799-9937 • Fax: (905) 79858
 Web: www.USA.Siemens.com/Cerberus-PRO

NOTICE — The information contained in this data-sheet document is intended only as a summary, and is subject to change without notice. The devices described here have specific instruction sheets that cover various technical, limitation and liability information.

Copies of these instruction sheets and the *General Product Warning and Limitations* document, which also contains important information, are provided with the product and, are available from the Manufacturer.

Information contained in these documents should be consulted before specifying or using the product. For further information or assistance concerning particular problems contact the Manufacturer.