

Features

Rechargeable, sealed lead-acid batteries:


- Lead-calcium grid structure with immobilized electrolyte in absorbent separator
- Low maintenance with no need to add water
- Low self-discharge characteristics
- One-piece, high impact polystyrene cell cover with high reliability dual seal construction
- UL 924 recognized pressure relief valves

Available in a variety of capacities:

- Batteries for internal mounting range from 6.2 Ah up to 50 Ah, depending on control panel cabinet size
- Larger batteries, up to 110 Ah, mount in external battery cabinets with models available with internal chargers

Battery cabinets with chargers:

- Battery cabinets with charger communicate with their connected fire alarm control panel and are available for 4100ES/4010ES/4100U Series and 4010 Series panels

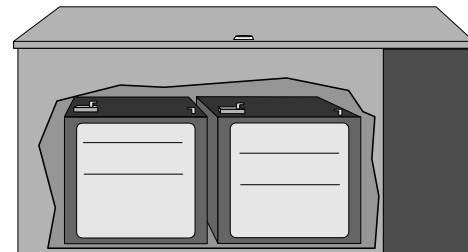


Compatible Sealed Lead-Acid Batteries can be Installed Inside Fire Alarm Control Panel Cabinets

Description

Simplex® rechargeable sealed-lead acid batteries provide reliable and repeatable discharge and recharge characteristics for use in fire alarm and other systems applications. They are designed with immobilized electrolyte in an absorbent separator, allowing them to provide rated capacity on the first cycle.

Because of their sealed construction, packaging is allowed within the system electronics enclosure (see illustration on page 2). When this is applicable, the quantity of system cabinets and the battery wiring distances are both minimized. Where required, external battery cabinets can be close-nipped to the control panel to house larger batteries with battery chargers available in some battery cabinet sizes.



Remote Battery Cabinets are Available for Larger Battery Requirements

Battery Details

Charging. These batteries are intended to be used with compatible Simplex battery chargers.

Series Connections. These batteries are required to be connected in series to produce 24 V system voltage. Battery sets must be of identical voltage, model number, appearance, and approximately the same date of manufacture for proper operation.

Testing. Battery capacity testing is recommended to be performed by using a sealed lead-acid battery tester designed to withdraw a minimum of battery charge. The preferred tester applies a variety of amplitude and duration controlled test pulses that compares terminal voltage against those predicted for the specific battery size. (Testing is available through your local Simplex product supplier.)

Battery Details (Continued)

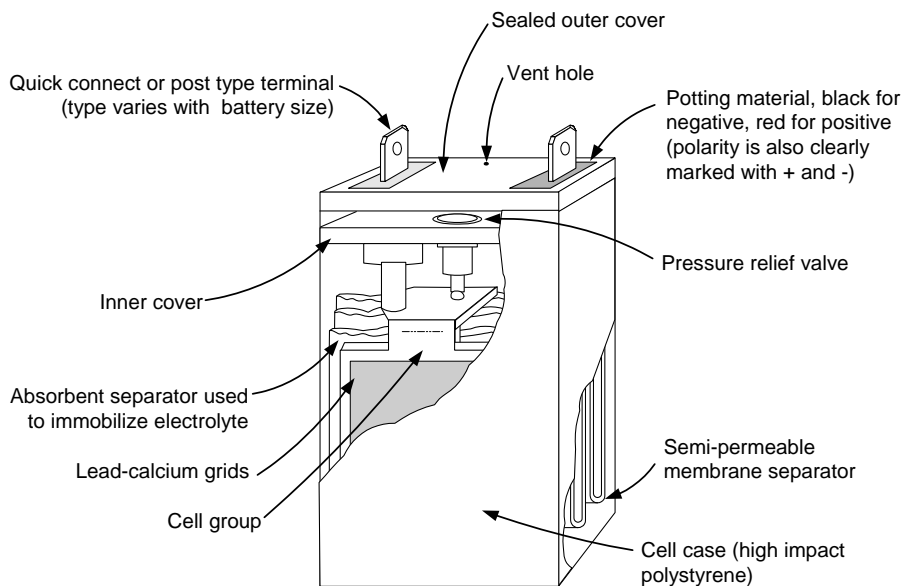
Shipping. Sealed lead-acid batteries are shipped via ground or sea transportation only. They are not shipped via air.

Disposal. Battery chemicals and materials can be recycled. Refer to information shipped with the battery or on its case. Return to the battery manufacturer or to a similarly qualified battery processing facility for proper disposal.

* Refer to details on page 4 and to the referenced individual product data sheets for agency listing status of battery cabinets and chargers. The batteries detailed in this document meet the requirements of UL, ULC, and Factory Mutual for use with respective equipment battery chargers as listed on page 3. Contact your local Simplex product supplier for proper battery selection per system requirements. Listings and approvals under Simplex Time Recorder Co. are the property of Tyco Fire Protection Products.

Battery Construction Reference

Actual appearance will vary with battery size.



Battery Size Specifications

Battery Model	Capacity @ 20 Hour Discharge Rate	Width*	Depth*	Height with Terminals	Approximate Weight*
2081-9272	6.2 Ah	6-1/8" (156 mm)	2-5/8" (67 mm)	4" (102 mm)	5.75 lbs (2.6 kg)
2081-9274	10 Ah	6" (153 mm)	4-1/16" (103 mm)	4" (102 mm)	9.2 lbs (4.2 kg)
2081-9288	12.7 Ah	6" (153 mm)	4" (102 mm)	4" (102 mm)	9 lbs (4.1 kg)
2081-9275	18 Ah	7-1/4" (184 mm)	3-3/8" (86 mm)	6-5/8" (168 mm)	14.3 lbs (6.5 kg)
2081-9287	25 Ah	6-5/8" (168 mm)	5" (127 mm)	7" (178 mm)	19.4 lbs (8.8 kg)
2081-9271 (rectangular case, typically for service)	33 Ah	12-1/2" (318 mm)	3-3/8" (86 mm)	7-1/16" (179 mm)	26.6 lbs (12.1 kg)
2081-9276 ("square" case, use for new)	33 Ah	7-3/4" (197 mm)	5-1/4" (133 mm)	6-3/4" (171 mm)	26.5 lbs (12 kg)
2081-9296	50 Ah	9" (229 mm)	5-1/2" (140 mm)	8-7/8" (225 mm)	41.8 lbs (19 kg)
2081-9279	110 Ah	11-3/16" (284 mm)	10-1/2" (267 mm)	9" (230 mm)	82 Lbs (37 kg)

* Dimensions and weight are per battery and are for reference only. Exact size may vary. Refer to the tables on page 3 for mounting compatibility. These batteries are 12 V each and series connected for 24 V system use.

NOTE: When wired in series for 24 V output, these batteries are to be of identical voltage, appearance, model number, and approximately the same date of manufacture.

General Battery Specifications

Nominal Voltage Rating	12 Volts per battery
Discharge Rating	20 Hour Rate
Typical Charge/Discharge Cycles	100 to 150
Preferred Charge Temperature Range	60° F to 90° F (15.6°C to 32.2° C)

Battery Compatibility for Fire Alarm Control Panel Mounting

NOTE: Refer to individual fire alarm control panel product data sheets for additional battery application information

Battery Model	Capacity	Simplex Control Panel Model Series (see legend and notes below)									
		4003EC	4004R	4005	4006 & 4008	4009 (all models)	4010	4010ES	4100ES/4100U	4100 & 4120 (2, 4 or 6-Unit)	4020 (2, 4 or 6-Unit)
2081-9272	6.2 Ah	✓	✓	✓	✓	✓	✓	✓	✓	✓	✓
2081-9274	10 Ah	✓	✓	✓	✓	✓	✓	✓	✓	✓	✓
2081-9288	12.7 Ah	✓	✓	✓	✓	✓	✓	✓	✓	✓	✓
2081-9275	18 Ah	Ext	Note 3	✓	Ext	Ext	Note 2	✓	✓	✓	✓
2081-9287	25 Ah	Ext	Note 3	Ext	Ext	NA	✓	✓	✓	✓	Ext
2081-9271 rectangular	33 Ah	Ext	Note 3	Ext	NA	NA	Note 3	✓	✓	Ext	Note 4
2081-9276 "square"	33 Ah	Ext	Note 3	Ext	NA	NA	Note 3	✓	✓	✓	Ext
2081-9296	50 Ah	NA	Note 3	NA	NA	NA	Note 3	Note 6	2 or 3 bay	Ext	Ext
2081-9279	110 Ah	Requires external battery cabinet, compatible with 4100ES, 4010ES, 4100, and 4120 Series only									

✓ = Can be placed in the respective equipment cabinet

Ext = External battery cabinet is required, refer to selection chart on page 4

NA = Not applicable/not compatible

NOTES:

- These batteries meet the requirements of UL, ULC, and Factory Mutual for use with respective equipment battery chargers listed above. Contact your local Simplex product supplier for proper battery selection per system requirements.
- 4010 Cabinets will accommodate 2081-9275, 18 Ah batteries, but will not allow bottom entry conduit.
- Use 4081 series companion cabinet and charger, refer to page 4.
- 4020 Cabinets will accommodate 2081-9271, 33 Ah batteries, but will not allow bottom entry conduit.
- Some control panel models are listed for battery replacement reference only.
- For 2 bay international applications only, 50 Ah batteries will fit in the cabinet.

External Battery Cabinet Compatibility Reference

Battery Cabinets without Chargers (connects to charger in panel)

Cabinet	Panel Compatibility	Battery					
		2081-9275 18 Ah*	2081-9287 25 Ah	2081-9271 Rectangular 33 Ah	2081-9276 Square 33 Ah	2081-9296 50 Ah	2081-9279 110 Ah
2081-9280	4100ES, 4010ES, 4100U, and 4100+	NA	NA	NA	NA	NA	✓
2081-9281 2081-9282	multiple	✓	✓	✓	✓	✓	NA
4009-9801	multiple	✓	✓**	NA	NA	NA	NA
4009-9802	multiple	✓	NA	✓	NA	NA	NA

Battery Cabinets with Chargers

Cabinet	Panel Compatibility	2081-9275 18 Ah*	2081-9287 25 Ah	2081-9271 Rectangular 33 Ah	2081-9276 Square 33 Ah	2081-9296 50 Ah	2081-9279 110 Ah
4081-9301 4081-9302	4004R and 4010	✓	✓	✓	✓	✓	NA
4081-9306 4081-9308	4100ES, 4010ES, and 4100U	NA	NA	NA	NA	✓	✓

* Batteries smaller than those listed are normally mounted in the product cabinet

** 25 Ah capacity was effective as of 7/2005.

✓ = Can be placed in the respective equipment cabinet

NA = Not applicable/not compatible

External Battery Cabinet Specification Reference

Battery Cabinets Without Chargers; Shallow Design with Front Door

Model	Color	Listings	Description	Dimensions	
2081-9281	Beige	UL and FM	2-Unit, 4100 style cabinet without charger; with locking solid door and battery shelf, primarily for use with 50 Ah batteries	25-3/4" W x 20-3/4" H x 6-3/4" D (654 mm x 527 mm x 171 mm)	
2081-9282	Red				
4003-9860	Beige	Multiple	Intended for use with 4003EC systems, for up to 33 Ah batteries (refer to 4003EC data sheet S4003-0002)	9-1/2" H x 24" W x 9" D (241 mm x 610 mm x 229 mm)	
4009-9801*	Beige	UL and FM	For up to 25 Ah batteries*	16-1/4" W x 13-1/2" H x 5-3/4" D (413 mm x 343 mm x 146 mm)*	
4009-9802	Beige	UL	For up to 33 Ah batteries		
				External battery cabinet without charger, with locking solid door and battery harness; for close-nipped mounting to fire alarm control panel cabinet	25-3/4" W x 20-3/4" H x 4-1/8" D (654 mm x 527 mm x 105 mm)

* Depth increased for 25 Ah batteries effective 7/2005.

Chargers for use with 4010 Fire Alarm Control Panels and 4004R Suppression Release Systems

(refer to data sheet S4081-0001)

Model	Color	Input Voltage	Description	Dimensions
4081-9301	Beige	120 VAC	Battery cabinet with charger for the 4010 and 4004R fire alarm control panel; for up to 50 Ah batteries ; with front door <i>Listings include: UL, ULC, FM, CSFM, and MEA (NYC), see data sheet for details</i>	22-1/2" W x 16-3/4" H x 8-3/8" D (572 mm x 425 mm x 213 mm)
4081-9302	Red			

Battery Cabinet Without Charger for 110 Ah Batteries; for use with compatible panel mounted chargers

(refer to data sheet S2081-0012)

Model & Listings	Color	Cabinet Description	Compatible Chargers	Charger Description	Dimensions
2081-9280 <i>Listings include: UL and CSFM</i>	Red	Battery cabinet for 2081-9279, 110 Ah batteries; includes 80 A battery fuse, terminals and battery connection cables; see data sheet for details	4010-9xxx Series	4010ES Main System Supply (MSS)	26-1/2" W x 12" H x 12" D (673 mm x 305 mm x 305 mm)
			4100-9xxx Series	4100ES/4100U System Power Supplies (SPS)	
			4100-5111 4100-5112 4100-5113	4100ES/4100U Additional SPS	
			4100-5125 4100-5126 4100-5127	4100ES/4100U Remote Power Supply (RPS)	
			4100-5120 4100-5121 4100-5122	4100ES/4100U TrueAlert Addressable Power Supply (TPS)	
			4100-0104 4100-0114 4100-0124	4100 Legacy power supplies	

4100ES/4010ES/4100U Compatible Battery Cabinet With Charger for 110 Ah Batteries (for ULC listed systems and for other applications unable to use panel mounted power supply charger; refer to data sheet S4081-0002)

Model	Color	Input Voltage	Description	Dimensions
4081-9306	Red	120 VAC	Battery cabinet with charger for up to 110 Ah batteries;	27-7/8" W x 13-1/2" H x 14-5/8" D (708 mm x 343 mm x 371 mm)
4081-9308	Red	220/230/240 VAC, multi-tapped	NOTE: Required for ULC listed charging of 110 Ah batteries; <i>Listings include: UL, ULC, FM, CSFM, and MEA (NYC), see data sheet for details</i>	
4100-9837	Green LED Power-on Indicator Kit, required for ULC listing , mounts above access panel using knockout provided			

TYCO, SIMPLEX, and the product names listed in this material are marks and/or registered marks. Unauthorized use is strictly prohibited.



Tyco Fire Protection Products • Westminster, MA • 01441-0001 • USA

S2081-0006-20 1/2012

www.simplexgrinnell.com

© 2012 Tyco Fire Protection Products. All rights reserved. All specifications and other information shown were current as of document revision date and are subject to change without notice.