

5100 Options and Accessories 5120-9620, -9621 Weather Proof Intercom Stations

FEATURES:

- Environment Resistant Water Sealed Compression Driver
- Weatherproof Call Origination Switch
- Clear Voice and Signal Sound Transmission
- Die Cast Zinc Housing
- Flush or Surface Mounting Configurations
- High Power Intercom Operation

DESCRIPTION:

The Simplex 5120-9620 Intercom Station is ruggedly constructed to withstand moisture, corrosion, dust, vibration, and temperature extremes from -30 to 150 degrees Fahrenheit. The station includes a high intelligibility environment resistant compression driver and a weather proof push button for protected call-in signaling capability. The 45 ohm compression driver is constructed of die cast zinc and is water sealed for protection. An exponential sound projector provides clear audibility from the driver. The call switch is a momentary heavy duty push-button with a contact rating of 3 amps. The call button is protected by a weatherproof rubber boot to provide durable and safe operation in outdoor and high humidity environments. The entire assembly is 4-1/4" SQ x 3-1/4" D and is designed for semi-recessed installation.


The Simplex 5120-9621 is identical to the -9620 except it is designed for flush mounting and is 6" SQ x 3-3/16" D. Both assemblies will accept a variety of mounting accessories and are finished in a beige epoxy.

SPECIFICATIONS:

Speaker/Microphone45 ohm water sealed
.....compression driver
Speaker Output 99.8 dB (1 meter @ 1 watt)
Microphone Sensitivity.....-26 dBm
Frequency Response 400-4000 Hz, +/-3 dB
Die Cast Faceplate..... (4-1/4" SQ 5120-9620)
..... (6" SQ 5120-9621)
Switch.....SPST normally open 3 Amp

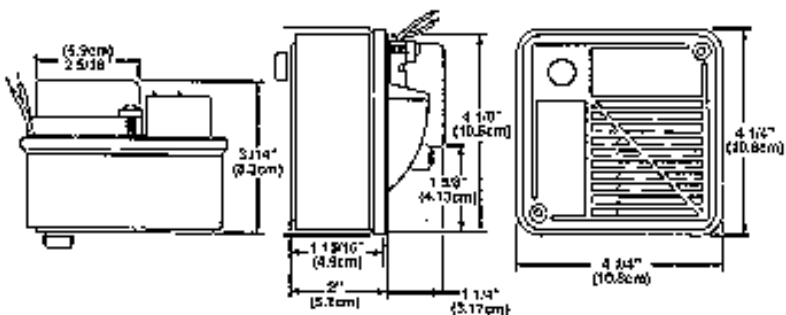


5120-9620

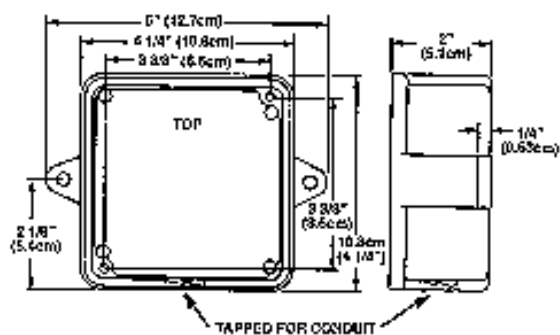
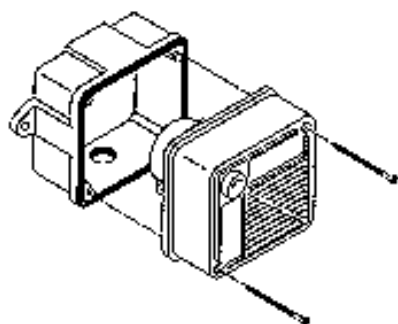


5120-9621

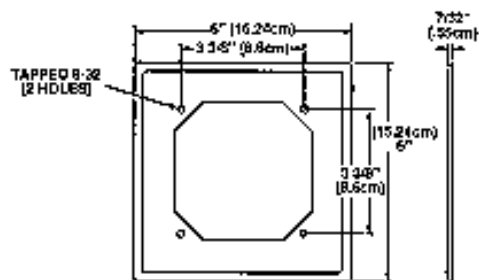
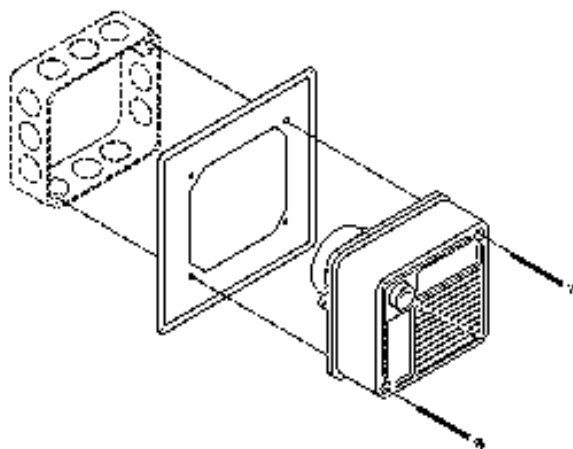
**SURFACE/SEMI FLUSH
SPEAKER
5120-9620**



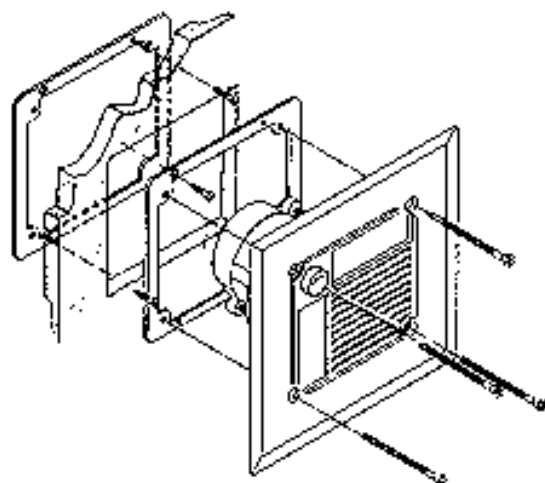
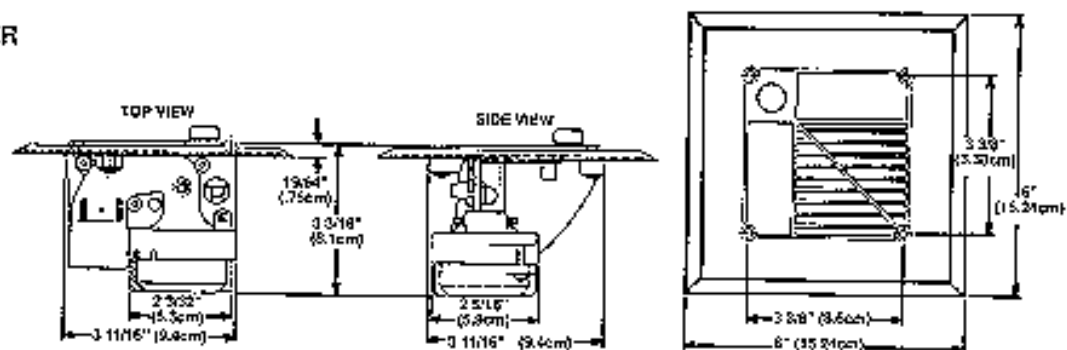
**WEATHERPROOF MOUNTING
SURFACE-EXTERIOR
BACKBOX
5120-9625 (1/2" (1.3CM) CONDUIT)**



**SEMI-FLUSH MOUNTING
5120-9626 PLATE**

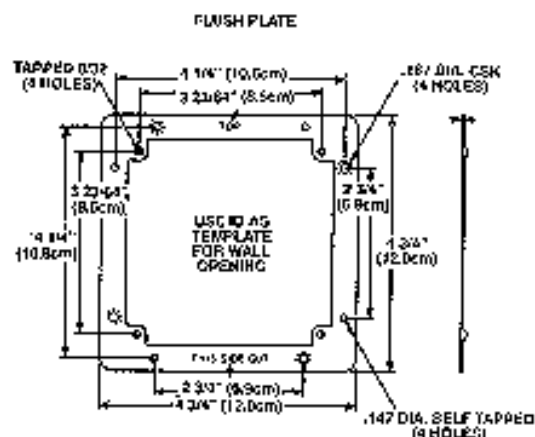


FLUSH SPEAKER 5120-9621



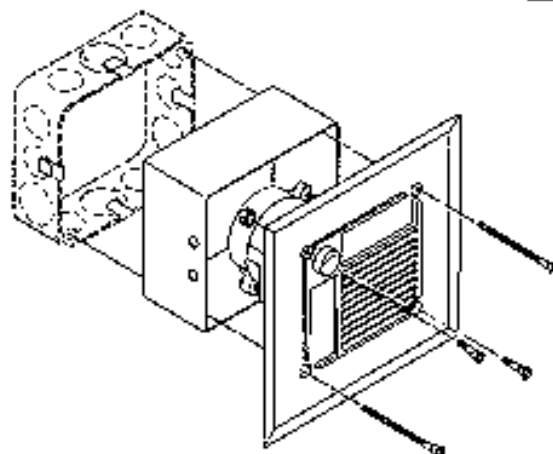
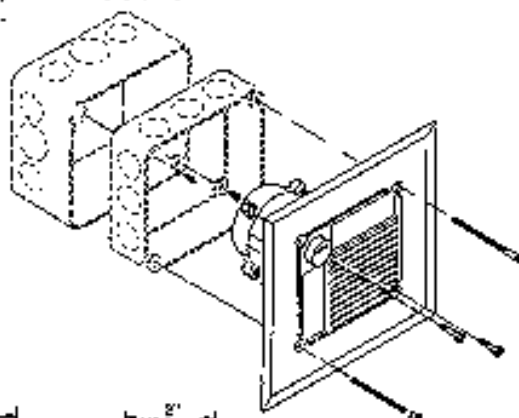
Flush loudspeaker with flush plate mounted to solid exterior surface (or hollow interior) wall where backbox is not required.

5120-9627



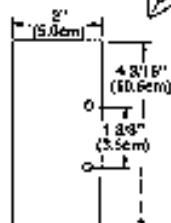
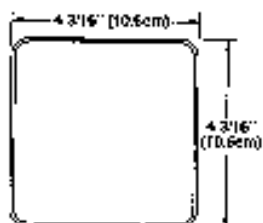
FLUSH MOUNTING

Flush loudspeaker with standard 4" (10.1 cm) square backbox (2 1/8" (5.4cm) deep), and RACO #204 extension ring.



5120-9628

Flush loudspeaker with standard 4" (10.16cm) square backbox (2 1/8" (5.4cm) deep) and overlapping adaptor ring.



Welded steel 2" (5.08cm) deep collar, provides necessary extension to any 4" (10.16cm) square, 2 1/8" (5.4cm) deep EO box (4 "S" clips included).

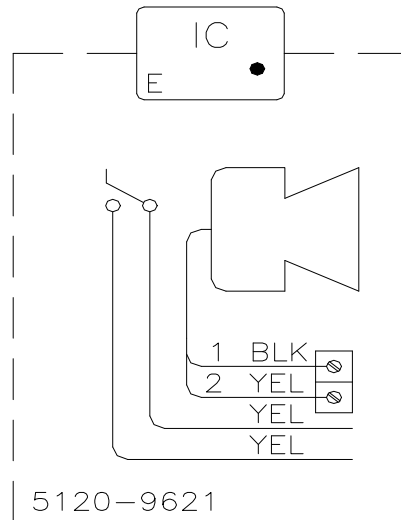
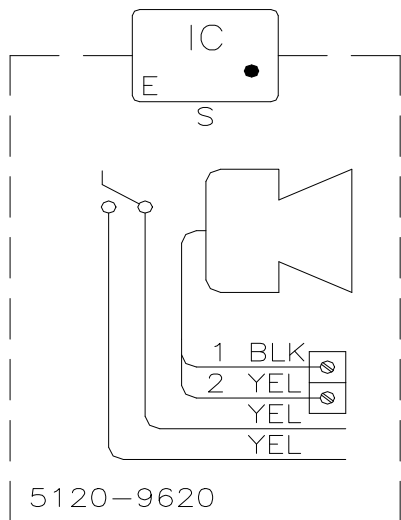


FIGURE 1
INTERNAL CONNECTIONS